



ORDEM
DOS
ENGENHEIROS

**XX CONGRESSO
NACIONAL DA ORDEM
DOS ENGENHEIROS**

17 A 19 DE OUTUBRO | ALFÂNDEGA DO PORTO

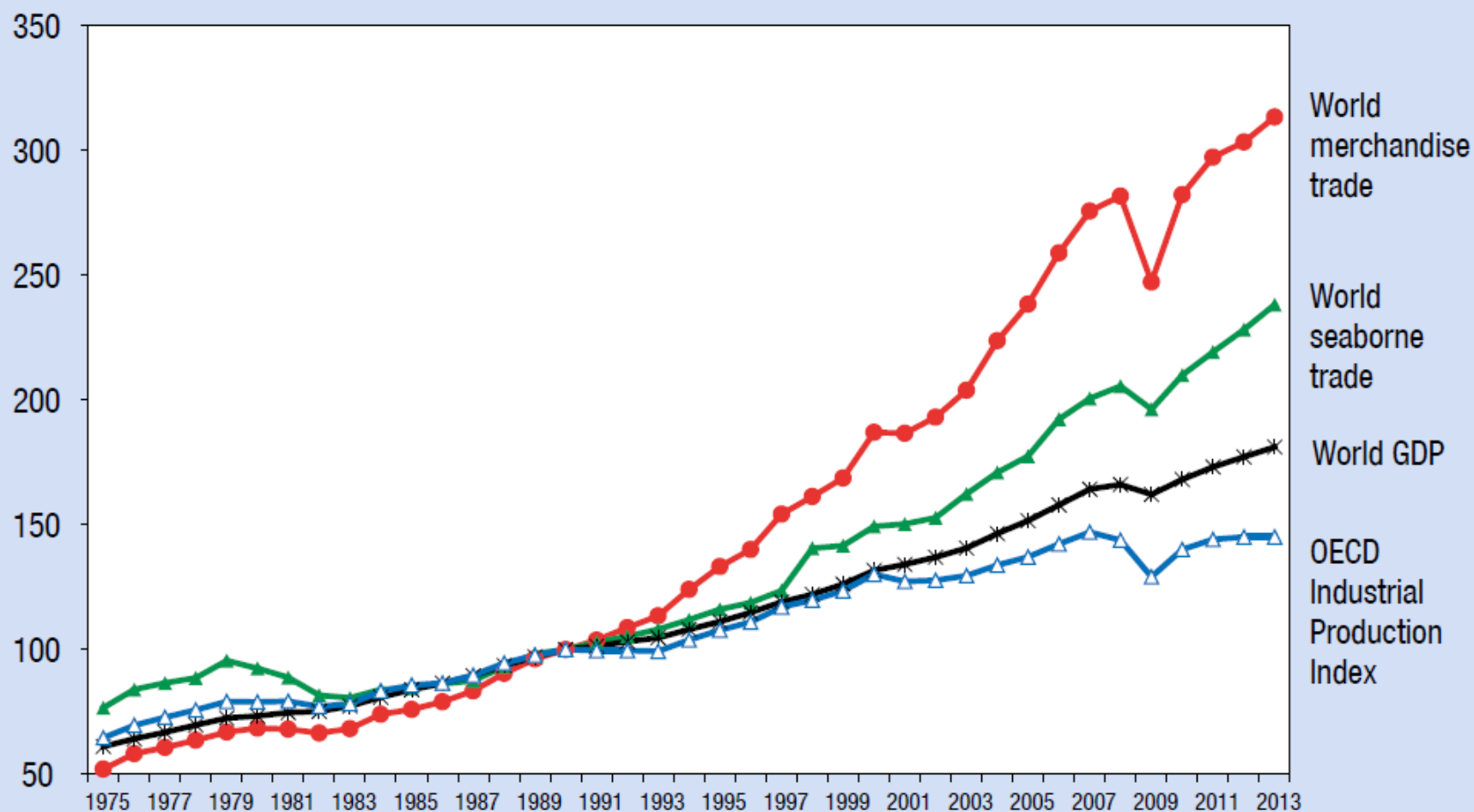
**ENGENHARIA
2020**

**UMA ESTRATÉGIA
PARA PORTUGAL**

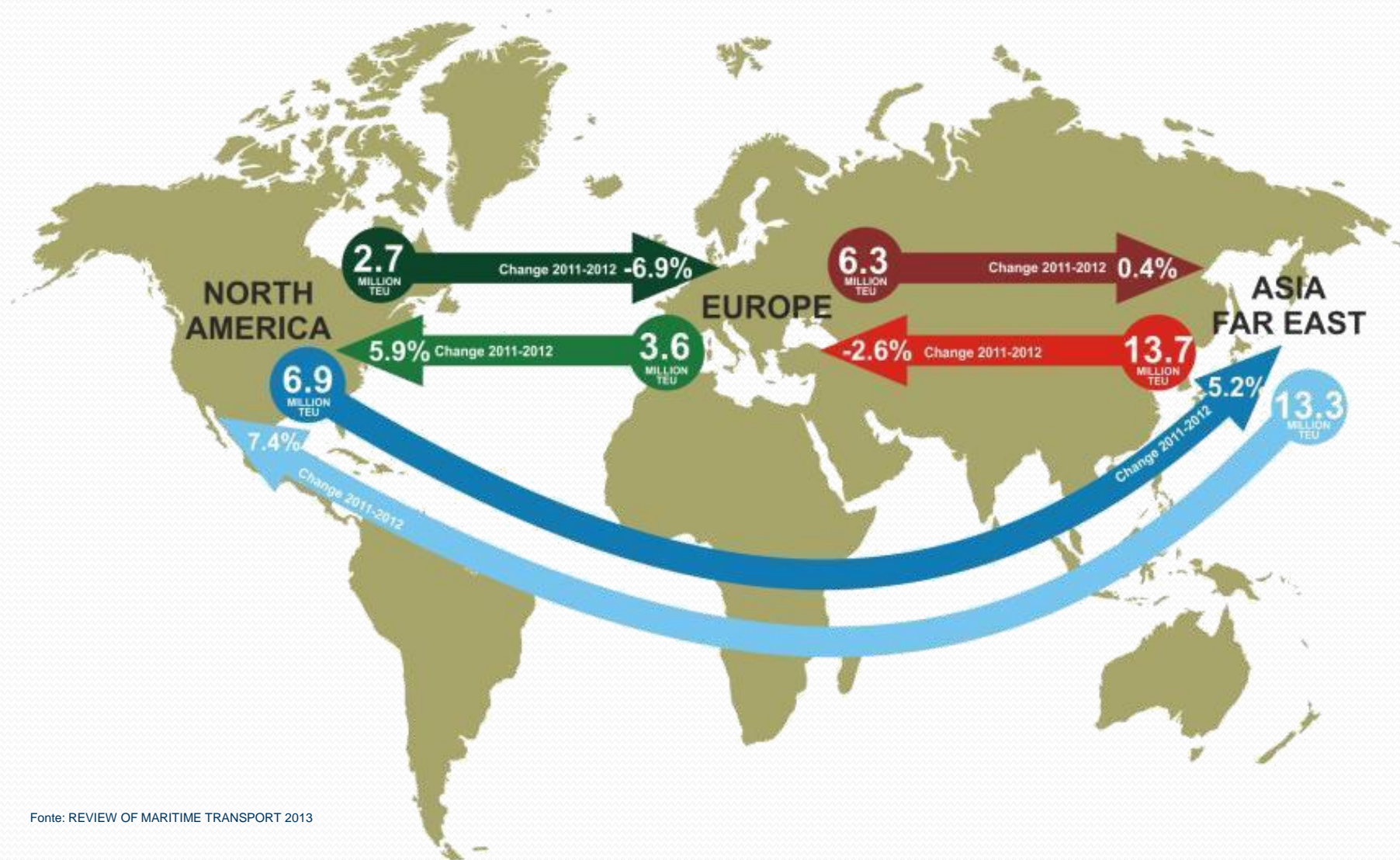
MAR E LITORAL

Política Portuária, Perspectivas de
Desenvolvimento em Portugal

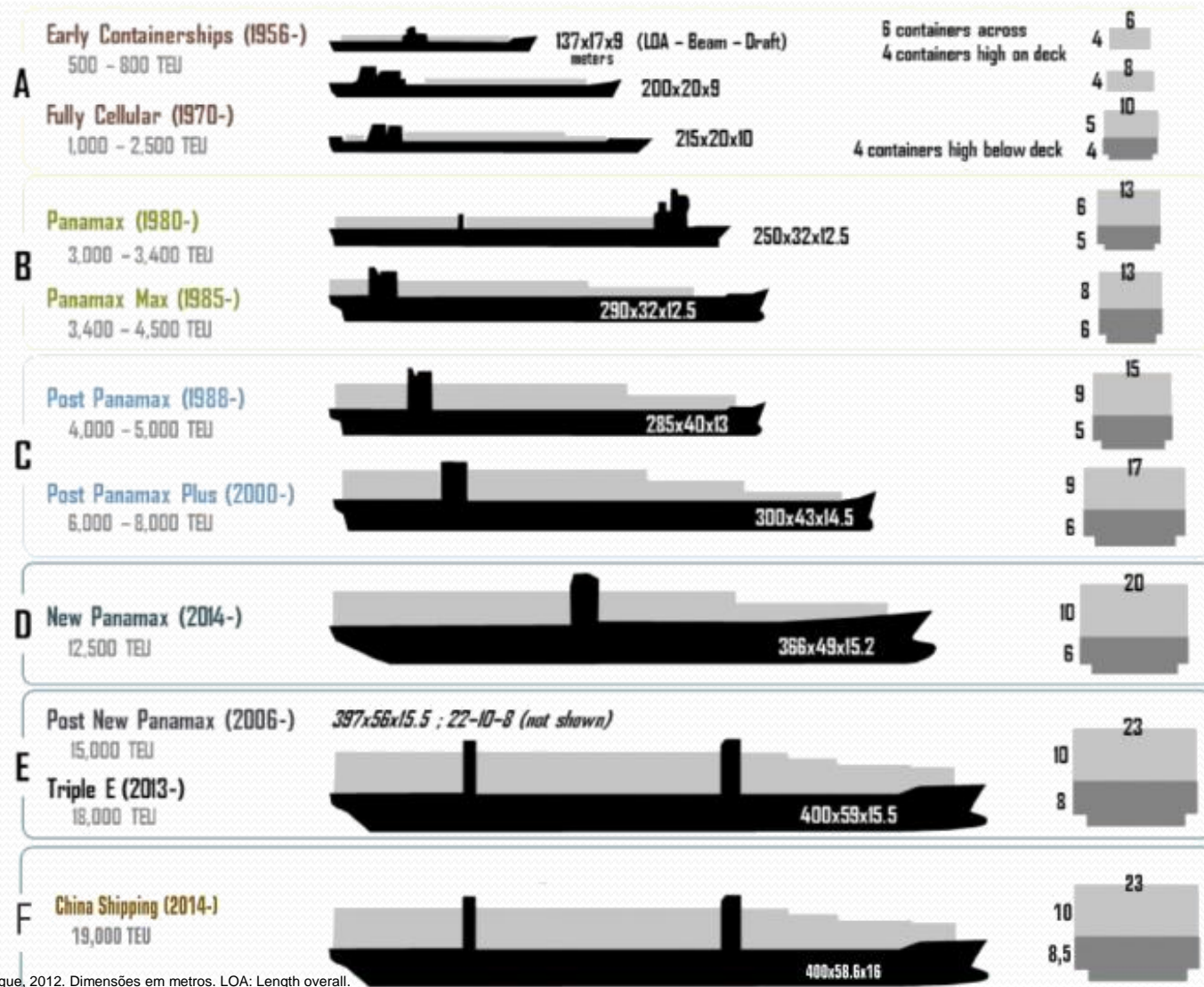
O Papel do Transporte Marítimo na Globalização e na Abertura



As Novas Rotas Marítimas Mundiais



Evolução no tamanho dos Porta-contentores



Fonte: Adaptado de Ashar and Rodrigue, 2012. Dimensões em metros. LOA: Length overall.

Nota: Triple E - Efficiency, Economy of scale and Environmentally improved

A Concentração dos Armadores e a Formação das Grandes Alianças

G6

Hapag Lloyd, NYK,
OOCI, HMM, APL,
MOL

CKYHE

COSCO, K Line,
Yang Ming, Hanjin,
Evergreen

Ocean Three

CMA CGM, UASC,
CSCL

2M

MAERSK, MSC

As Novas Oportunidades no Oceano Atlântico



Evolução da Movimentação nos Principais Portos Nacionais (kton)

Portos	2005	2013	Var
Douro e Leixões	14.051	17.186	22 ⁰ %
Aveiro	3.329	3.974	19 ⁰ %
Lisboa	12.422	12.319	-1 ⁰ %
Sesimbra e Setúbal	6.642	7.009	6 ⁰ %
Sines	25.042	36.514	46 ⁰ %
Total	61.486	77.002	25 ⁰ %

Evolução da Movimentação nos Principais Portos Nacionais (TEU)


Portos	2005	2013	Var
Douro e Leixões	352.002	626.193	78%
Aveiro	- - - -	- - - -	- - - -
Lisboa	513.061	554.600	8%
Sesimbra e Setúbal	13.145	70.564	437%
Sines	50.994	931.036	1.726%
Total	929.202	2.182.393	135%



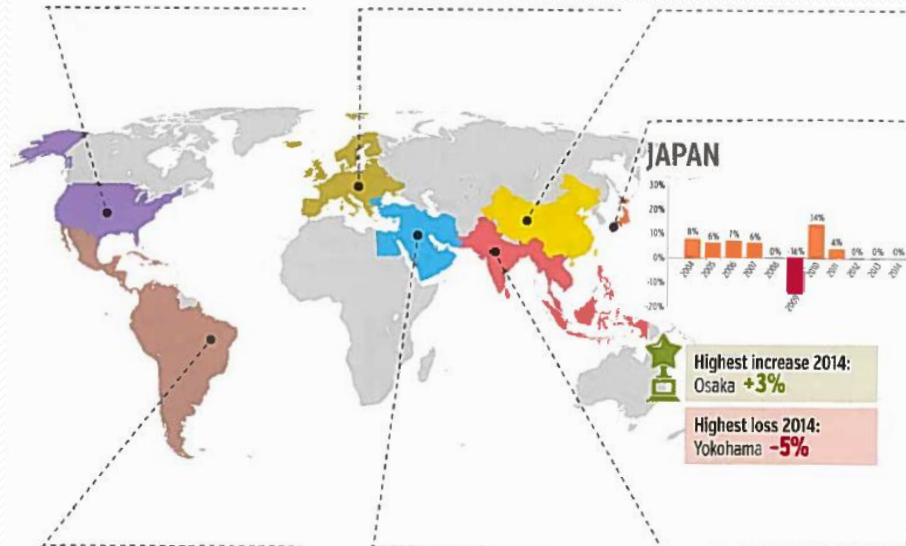
USA



EUROPE



CHINA



JAPAN




LATIN AMERICA



MIDDLE EAST



SOUTH EAST ASIA





Highest increase 2014:

Long Beach **+11%**

Tacoma **+11%**

Highest loss 2014:

Seattle **-16%**



Highest increase 2014:

Sines - Portugal **+68%**

Highest loss 2014:

Las Palmas - Spain **-68%**



Highest increase 2014:

Dalian **+24%**

Highest loss 2014:

Taichang **-12%**

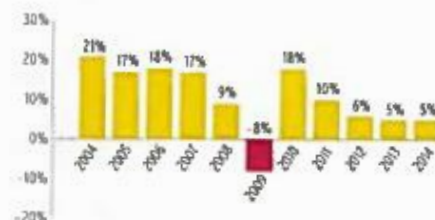
USA



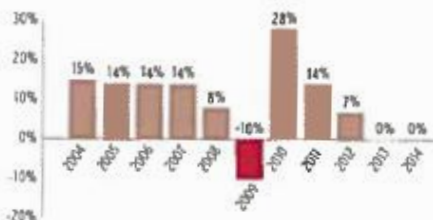
EUROPE



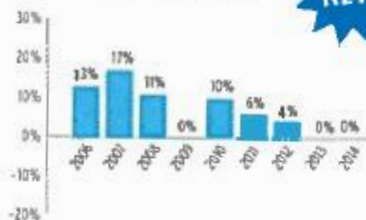
CHINA



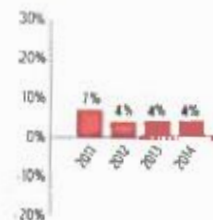
LATIN AMERICA



MIDDLE EAST



SOUTH EAST ASIA



Highest increase 2014:

Itajaí/Navegantes - Brazil **+12%**

Highest loss 2014:

Lázaro Cardenas - Mexico **-17%**



Highest increase 2014:

Khalifa Port - UAE **+15%**

Highest loss 2014:

Bandar Abbas - Iran **-24%**



Highest increase 2014:

Mundra - India **+28%**

Highest loss 2014:

Chennai - India **-4%**

O Grande Constrangimento: Isolamento Ferroviário



Um Futuro para o Setor Marítimo-Portuário: Janela Única Logística

